



**Chuť vašich pekárenských výrobkov  
zvýraznia naše stroje, kvalitná podpora  
a vaša spokojnosť**



**... pečieme s vami už viac ako 25 rokov**

[www.pekastroj.sk](http://www.pekastroj.sk)



# ELETTRODRAGO CLASSIC



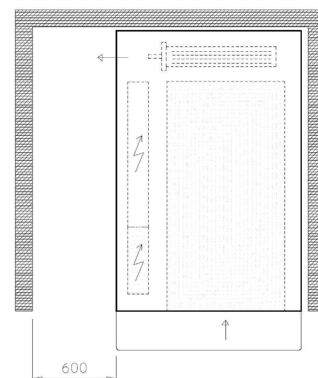
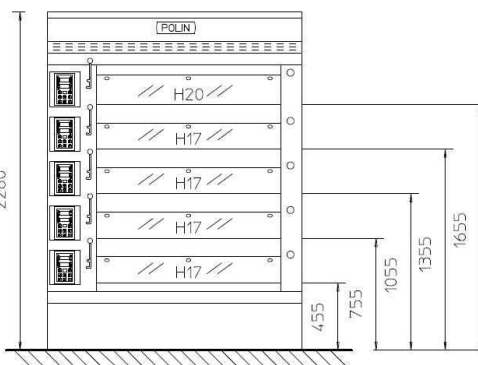
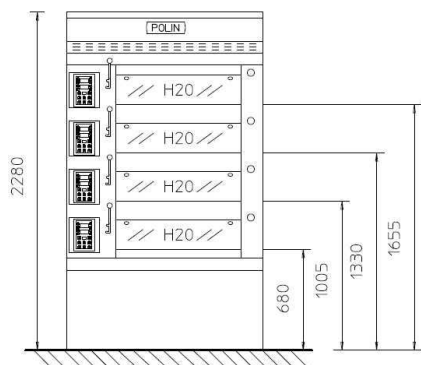
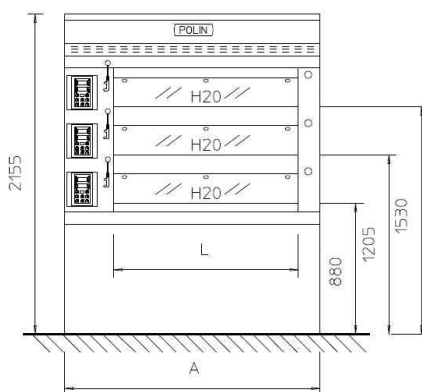
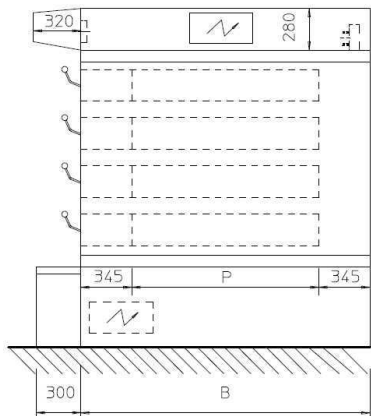
**CLASSIC**



**CLASSIC FIT**

- Totally independent decks preassembled
- Armored st/st electric elements
- Steamer for each deck with electrovalve
- Hood with 3 speeds exhaust fan with removable grid
- Digital keyboard DIGIT 01/E with special functions for controlling and energy saving (DIGIT99 program automatic valve for Series FIT)
- Power distributor included
- Power optimizer included
- Daily / weekly automatic start included in the first digital keyboard
- Front temperature adjustment by dedicated probe
- Baking plates in armored concrete
- Main electric board and electrovalves group located in the base or on top
- Doors with low emission dismountable glass
- Doors with 3 positions lever (open, close, intermediate)
- Control on the left for CLASSIC, control on the right for FIT
- Base with carters, on feet
- Preassembled elements for fast installation
- Front bench (Optional)

Power inlet	400/3N~/50
Water inlet	Diameter 1/2" GAS
Steamer drain	Diameter 1" GAS
Steam chimney with hood with fan	Diameter 150 mm
Steam chimney with condensing unit (optional)	Diameter 200 mm
Steam chimney (without hood)	Diameter 100 mm



	Chambers	Useful dimension chambers		Overall dimensions		Installed power					
		Width	Depth	Width	Depth	Electric system calculator		With computer-economizer		With computer economizer for bakery manag.	
		n°	L mm	P mm	A mm	B mm	kW	Super Power	kW	Super Power	kW
CLASSIC	<b>3,2 / 84x126-3</b>	3	840	1260	1320	1950	17,6	28,8	13,2	19,5	9,2
	<b>4,2 / 84x126-4</b>	4	840	1260	1320	1950	23,1	38,1	18,8	28,8	12,0
	<b>5,3 / 84x126-5</b>	5	840	1260	1320	1950	28,7	47,5	24,3	38,1	14,8
	<b>4,3 / 84x170-3</b>	3	840	1700	1320	2390	21,4	35,5	15,7	24,0	11,1
	<b>5,7 / 84x170-4</b>	4	840	1700	1320	2390	28,2	47,0	22,6	35,5	14,5
	<b>7,1 / 84x170-5</b>	5	840	1700	1320	2390	35,0	58,6	29,4	47,0	18,0
	<b>4,7 / 84x126-3</b>	3	840	1260	1720	1950	22,2	35,7	16,3	24,1	11,6
	<b>6,2 / 84x126-4</b>	4	840	1260	1720	1950	29,3	47,2	23,4	35,7	15,1
CLASSIC FIT	<b>7,8 / 84x126-5</b>	5	840	1260	1720	1950	36,4	58,8	30,5	47,2	18,7
	<b>3,1 / 124x84-3</b>	3	1240	840	1600	1460	20,0	36,9	14,8	24,9	10,5
	<b>4,2 / 124x84-4</b>	4	1240	840	1600	1460	26,4	48,9	21,2	36,9	13,6
	<b>5,2 / 124x84-5</b>	5	1240	840	1600	1460	32,7	60,9	27,6	48,9	16,8





## **PekaStroj s.r.o.**

Priemyselná 4, 949 01 Nitra  
tel.: +421 37 651 676 2  
mobil: +421 902 944 531  
info@pekastroj.sk  
www.pekastroj.sk



**Daniela Kováčová**  
konateľka spoločnosti



**... pečieme s vami už viac ako 25 rokov**

**www.pekastroj.sk**